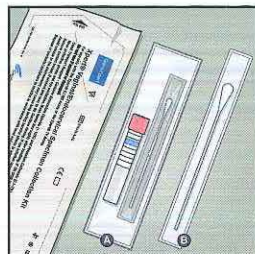


Clinician-Collected Rectal Swab Specimen Collection

For use with Xpert® Swab Specimen Collection Kit – Catalog #SWAB/G-50

1

Wash hands before starting. Open the individual collection package **A** that contains the pink-capped Xpert Swab Transport Reagent tube and individually wrapped collection swab. Set the tube aside before beginning to collect sample. Discard the larger swab **B**.



5



While holding the swab in the same hand, unscrew the cap from the Xpert Swab Transport Reagent tube. Do not spill the contents of the tube. If the contents of the tube are spilled, use a new collection kit. Immediately place the collection swab into the transport reagent tube.

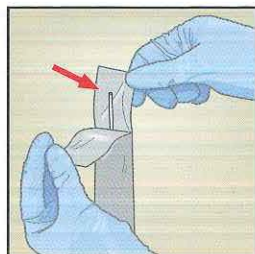
WARNING: If the contents of the tube are spilled on your skin, wash the affected area with soap and water. If the contents of the tube are splashed in your eyes, immediately flush your eyes with water.



2

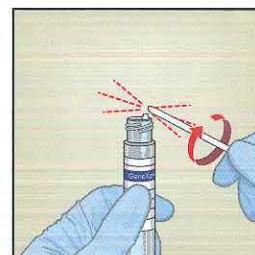
Open the collection swab wrapper by peeling open the top of the wrapper. Remove the swab, taking care not to touch the tip or lay it down.

If the soft tip is touched, the swab is laid down, or the swab is dropped, use a new collection kit.



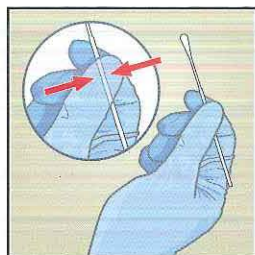
6

Identifying the scoreline on the collection swab shaft, carefully break the swab shaft against the side of the tube at the scoreline and discard the top portion of the swab shaft. If needed, gently rotate the swab shaft to complete the breakage. Avoid splashing contents on the skin. Wash with soap and water if exposed.



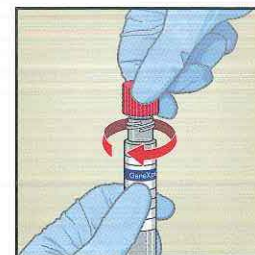
3

Hold the swab in your hand, placing your thumb and forefinger in the middle of the swab shaft across the scoreline.



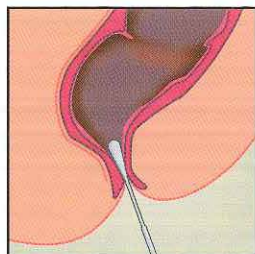
7

Re-cap the transport tube and tighten the cap securely.



4

Carefully insert the swab approximately 1 cm beyond the anal sphincter (so that the fiber tips are no longer visible), and rotate gently for 10 seconds.



8

Invert or gently shake the tube 3-4 times to elute material from the swab. Avoid foaming. Label the transport tube with the sample identification information, including date of the collection, as required.

Specimen should be transported at 2-30 °C.

Prior to testing, specimen may be stored for up to 60 days at 2-30 °C.

Swab Examples

Acceptable Swabs



Unacceptable Swabs

