






Specimen Collection Guide

| Test | Test Description | Acceptable Collection Method(s) |
|--|---|--|
| Chlamydia & N. gonorrhoea PCR: CTNG CTNGR(Rectal) CTNGT (Throat) Trichomonas vaginalis PCR: TVPCR | CTNG STAT turnaround time: about 2 hours CTNG cannot be performed for patients under the age of 14 TVPCR STAT TAT: about 2 hrs | For CTNG : Urine sample OR cervical/vaginal* , rectal, or throat collection using PINK-top swab For TVPCR : Urine or cervical/vaginal* collection with PINK-top swab  |
| Multi Vaginal Pathogens (MVP) Panel | Reports Bacterial Vaginosis, presence of yeast, and Trichomonas vaginalis TAT around 1 hour | Cervical/vaginal collection using PINK-top swab*  |
| Cervical/Vaginal Culture | Includes Cervical/vaginal smear for indication of Bacterial Vaginosis Reported organisms: presence of yeast, Group B strep, Staph aureus, Neisseria gonorrhoea |  |
| Special Site culture | Gram-stain included. Surgical specimens, body fluids, CSF include STAT Gram-stain report (read and reported within 1 hour). | Culture swabs (pictured below), tissue, bone, body fluids, surgical specimens, deep wounds (ACT II collection device for anaerobic cultures) |
| SSCP | STAT PCR testing reports presence of Staphylococcus aureus and MRSA within 2 hours Includes regular special site culture and Gram-stain |  |
| Coronavirus, Flu A, Flu B, RSV | Includes testing for Covid, Flu and RSV STAT TAT about 1 hr |  |

***Due to low volume of sample in the Pink-top swabs, please collect two Pink-top swabs per patient in order to accommodate for repeat testing and avoid order cancellations. Not necessary for throat and rectal collection.**

Also visit testmenu.com/lmh to see the **Lab Test Directory** on Sharepoint or search “Lab Directory of Services” or by going to **Resources> Patient Services>** and **Laboratory** for more detailed information and additional resources.