



ALVERNO LABORATORIES

SPECIMEN COLLECTION GUIDE MICROBIOLOGY

Specimen collection instructions and guidelines may change. We recommend checking the collection manual from time to time at www.AlvernoLabs.com
Reviewed January 2018

Reach us at 800-937-5521

ESWAB - CULTURES ONLY

Healthcare providers are encouraged to use the Eswab that best fits the specimen source and patient. Eswabs are interchangeable for all cultures in the section listed immediately below.

CANNOT BE USED FOR MOLECULAR OR RAPID KIT TESTING.

FLOCKED SWAB ORDER#132433

Cultures: Throat, Nasal, MRSA, Wound, Anaerobic, Group B Strep screens



GROUP A STREP ESWAB DUAL SWAB ORDER# 171956 (FLOCKED + RAYON SWAB)

Rayon swab for in-office, rapid test. If applicable, flocked swab to Alverno for reflex culture.



MINI-TIP ORDER#132434

Cultures:

Ear, Eye, Gonorrhea

Genital cervical/urethral



FLEXIBLE MINI-TIP

ORDER# 132435

Cultures:

Nasopharyngeal - Sinus



PARA - PAK

Stool Culture - Vibrio Culture
Yersinia Culture - Shiga Toxin
E.coli 0157 Culture Testing
ORDER# 23205



Ova and
Parasite
ORDER# 11939



MINI TIP FLEXIBLE SWAB

ORDER# 9514



Influenza A and B testing by EIA method

URINE TUBES

No additives

ORDER# 353447

Legionella antigen by EIA Testing
Streptococcus pneumoniae antigen



Boric Acid Tube

Urine Culture use for transfer to tub
ORDER# 26971



ORDER# 25487

BD UTM (Universal Transport Media)

Rapid, qualitative detection of Influenza A Virus,
Influenza B Virus, and
Respiratory Syncytial Virus.

ORDER# 111005




STERILE SCREW CAP CUP

(no additive)

Sputum culture
Sterile body fluids
Tissue, hair, skin or nails
Stool for rotavirus testing by EIA
ORDER# 153706



SPECIMEN COLLECTION GUIDE



GOLD TOP TUBE ORDER# 9605

**Centrifuge & Refrigerate
(after full clot formation)**

Panels

Basic Metabolic 8
Comp Metabolic 14
Electrolytes
CORP (Lipid Panel)
Renal Function
Acute Hepatitis
Hepatic Function
Allergen Profiles

Individual Tests

AFP Tumor
Albumin
Amylase
ANA Screen
ANCA Vasculitis
Bilirubin, Total*
BUN
CA 125
CA 19-9 (CA199)
CA 27-29 (C2729)
Calcium
CEA
Cholesterol
CK
Creatinine
CRPHS
CRPQT
Ferritin
Folate
FSH
Gamma GT
Glucose
HCG Tumor
HCG Quantitative
Hepatitis A/B Antibody, IgM
Hepatitis C Antibody, IgG with Confirmation
Herpes Simplex Virus 1/2 IgG antibody
HIV Ab/Ag (non-shared parent tube)
Iron
Iron/IBC
LD (LDH)



GOLD TOP TUBE

Lipase
Magnesium
Mono Test
Phosphorus
Potassium
Prenatal Quad Screen
Pregnancy Screen Serum
Prolactin
Protein Electrophoresis
Protein, Total
PSA Diagnostic
PSA Screen
RA (Rheumatoid Factor)
Rubella, IgG
Syphilis Screen (may reflex)
SGOT (AST)
SGPT (ALT)
Sodium
T3 Free
T3 Total
T4, Free
T4, Total
Testosterone, Total
Triglyceride (TRIG)
TSH
Uric Acid
Vitamin B 12
Vitamin D 25 OH (screening test for Vitamin D deficiency and to monitor response to supplementation)

Centrifuge within 2 hours, freeze within 72 hours if testing is not completed:

Estradiol Total
PSA Free & Total Panel

Centrifuge and do NOT uncap:

Alcohol (Ethanol)
Carbon dioxide (CO2)
Ionized Calcium



RED TOP TUBE ORDER# 458743


When Fully Clotted, Centrifuge, Separate Serum & Refrigerate

Amikacin
Carbamezapine
Digoxin
Dilantin
Lithium
Phenobarbital
Theophylline
Valproic Acid
Vancomycin

See Collection Manual for Handling:

C3
C4


Progesterone (only red top tube)



PINK TOP TUBE ORDER# 25393

One Tube Per Test

ABO/Rh
DAT (Direct Coombs)
Type and Screen




GREEN TOP TUBE HEPARIN TUBE ORDER# 18122

PTH, Intact

Plasma must be separated from cells within two hours of collection and placed in a transfer tube.

Vitamin B6 (protect from light)

Protect from light during storage, and shipment. Separate plasma or serum from cells within 1 hour of collection. Transfer 1 mL plasma or serum to an Amber Transport Tube. (Min: 0.5 mL)



LIGHT BLUE TOP TUBE ORDER# 4496

See Collection Manual for Details on these tests:

D-Dimer
Fibrinogen
Protime
PFA (Platelet Function Assay)
APTT



LAVENDER TOP TUBE ORDER# 9603

See collection manual for details:


Ammonia
BNP
Cystic Fibrosis (non-shared tube)
Homocysteine
RBC Folate

Refrigerate, and do not centrifuge:

CBC
Hemoglobin
Electrophoresis
Hemogram
Hgb A1C
Reticulocyte Count (RETIC)
Sed Rate (ESR)
Sickle Cell Screen


Room Temp:

HLAB27



ROYAL BLUE TOP TUBE ORDER# 9614

Lead Testing
Any Heavy Metals Tests



TAN TOP TUBE ORDER# 309445

Lead Testing

URINE COLLECTIONS



ORDER# 353447
UA with microscopic
UA without microscopic



ORDER# 26971
Urine Culture
Use gray top tube if UA may result in an urine culture reflex test
















ORDER# 89792
All urine chemistry testing including pregnancy urine test

H. pylori Stool Testing

Stool unpreserved in sterile vial/container
Refrigerate

SPECIMEN COLLECTION GUIDE MOLECULAR

<p>THIN PREP PAP ORDER# 144598</p>	<p>Abbott Multi-Collect Specimen Collection Kit</p>	
 <p>⇒ HPV ⇒ GC/Chlamydia</p>		<p>ORDER# 176526 Intended for the collection and transportation of male and female, swab and urine specimens for the detection of Chlamydia trachomatis and Neisseria gonorrhoeae</p>
<p>E-SWAB ORDER# 132433 ⇒ MRSA by PCR</p>  <p>ORDER# 193216</p>	<p>BD Affirm Vaginitis Panel ORDER# 108401</p> <ul style="list-style-type: none"> ⇒ Gardnerella ⇒ Trichomonas ⇒ Candida 	<p>BD Max Vaginitis Panel ORDER# 181279</p> <ul style="list-style-type: none"> ⇒ Bacterial Vaginitis ⇒ Trichomonas ⇒ Candida sp., C. glabrata, C. Krusei 
<p>E-SWAB ORDER# 132433 ⇒ Group B Strep by PCR Vaginal/Rectal eSwab</p> 	<p>STERILE SCREW CAP CUP (no additive) ORDER# 153706</p> <ul style="list-style-type: none"> ⇒ Respiratory Wash/Aspirate <ul style="list-style-type: none"> * Flu A / Flu B / RSV panel * Flu A / Flu B panel * Film Array 20 Pathogen Respiratory Panel * B. pertussis and parapertussis * Mycoplasma pneumoniae ⇒ HSV 1 and 2 <ul style="list-style-type: none"> * Respiratory Wash / CSF ⇒ Varicella Zoster Virus (VZV) <ul style="list-style-type: none"> * CSF ⇒ C. diff by PCR <ul style="list-style-type: none"> * Stool ⇒ Enteric Pathogen Panels <ul style="list-style-type: none"> * Stool (bacterial and parasitic) ⇒ Norovirus <ul style="list-style-type: none"> * Stool ⇒ CMV Qualitative by PCR: <ul style="list-style-type: none"> * CSF, Urine, Respiratory Wash 	
<p>BD UTM (Universal Transport Media) ORDER# 111005 By PCR:</p> <ul style="list-style-type: none"> ⇒ Varicella virus ⇒ Herpes virus 1&2 ⇒ Flu A / Flu B / RSV virus panel ⇒ Flu A / Flu B virus panel ⇒ Mycoplasma pneumoniae ⇒ B pertussis and parapertussis ⇒ Respiratory Film Array 20 Pathogen Panel 	<p>UroVysion ORDER# 135884 ⇒ For bladder cancer test collection use Urocyte Kit</p> 	
<p>PURPLE TOP TUBE - WHOLE BLOOD ORDER# 9603</p> <ul style="list-style-type: none"> ⇒ Factor V Leiden Mutation by Real Time PCR ⇒ Factor II Mutation by Real Time PCR ⇒ Cystic Fibrosis screen: original tube only ⇒ CD4/CD8 (T-Cell Subsets) ⇒ Lymphocyte Subsets (T, B, and NK cells) ⇒ Lymphoma/Leukemia Immunophenotyping by FlowCytometry ⇒ Fetomaternal Bleed by FlowCytometry ⇒ HLA B27 Detection by FlowCytometry 	<p>Para-Pak SAF Fixative ORDER# 11939 ⇒ Enteric Parasite Panel</p> <p>Para-Pak C&S Cary-Blair Media ORDER# 23205</p> <ul style="list-style-type: none"> ⇒ Film Array GI Panel ⇒ Enteric Bacterial Panel ⇒ Extended Enteric Bacterial Panel ⇒ Noravirus  	
<p>PURPLE TOP TUBE - PLASMA ORDER# 9603</p> <ul style="list-style-type: none"> ⇒ CMV Qualitative PCR ⇒ CMV Quantitative PCR ⇒ HCV Quantitative by PCR ⇒ HIV Quantitative by PCR ⇒ HBV Quantitative By PCR 	<p>GREEN TOP TUBE SODIUM HEPARIN ORDER# 9604 ⇒ Hematological FISH testing for peripheral blood or bone marrow aspirate</p> 