


SPECIMEN COLLECTION GUIDE



GOLD TOP TUBE ORDER# 9605

**Centrifuge & Refrigerate
(after full clot formation)**

Panels

Basic Metabolic 8
Comp Metabolic 14
Electrolytes
CORP (Lipid Panel)
Renal Function
Acute Hepatitis
Hepatic Function
Allergen Profiles

Individual Tests

AFP Tumor
Albumin
Amylase
ANA Screen
ANCA Vasculitis
Bilirubin, Total*
BUN
CA 125
CA 19-9 (CA199)
CA 27-29 (C2729)
Calcium
CEA
Cholesterol
CK
Creatinine
CRPHS
CRPQT
Ferritin
Folate
FSH
Gamma GT
Glucose
HCG Tumor
HCG Quantitative
Hepatitis A/B Antibody, IgM
Hepatitis C Antibody, IgG with Confirmation
Herpes Simplex Virus 1/2 IgG antibody
HIV Ab/Ag (non-shared parent tube)
Iron
Iron/IBC
LD (LDH)



GOLD TOP TUBE


Lipase
Magnesium
Mono Test
Phosphorus
Potassium
Prenatal Quad Screen
Pregnancy Screen Serum
Prolactin
Protein Electrophoresis
Protein, Total
PSA Diagnostic
PSA Screen
RA (Rheumatoid Factor)
Rubella, IgG
Syphilis Screen (may reflex)
SGOT (AST)
SGPT (ALT)
Sodium
T3 Free
T3 Total
T4, Free
T4, Total
Testosterone, Total
Triglyceride (TRIG)
TSH
Uric Acid
Vitamin B 12
Vitamin D 25 OH (screening test for Vitamin D deficiency and to monitor response to supplementation)

Centrifuge within 2 hours, freeze within 72 hours if testing is not completed:

Estradiol Total
PSA Free & Total Panel

Centrifuge and do NOT uncap:

Alcohol (Ethanol)
Carbon dioxide (CO2)
Ionized Calcium



RED TOP TUBE ORDER# 458743


When Fully Clotted, Centrifuge, Separate Serum & Refrigerate

Amikacin
Carbamezapine
Digoxin
Dilantin
Lithium
Phenobarbital
Theophylline
Valproic Acid
Vancomycin

See Collection Manual for Handling:

C3
C4


Progesterone (only red top tube)



PINK TOP TUBE ORDER# 25393

One Tube Per Test

ABO/Rh
DAT (Direct Coombs)
Type and Screen




GREEN TOP TUBE HEPARIN TUBE ORDER# 18122

PTH, Intact

Plasma must be separated from cells within two hours of collection and placed in a transfer tube.

Vitamin B6 (protect from light)

Protect from light during storage, and shipment. Separate plasma or serum from cells within 1 hour of collection. Transfer 1 mL plasma or serum to an Amber Transport Tube. (Min: 0.5 mL)



LIGHT BLUE TOP TUBE ORDER# 4496

See Collection Manual for Details on these tests:

D-Dimer
Fibrinogen
Protime
PFA (Platelet Function Assay)
APTT



LAVENDER TOP TUBE ORDER# 9603

See collection manual for details:


Ammonia
BNP
Cystic Fibrosis (non-shared tube)
Homocysteine
RBC Folate

Refrigerate, and do not centrifuge:

CBC
Hemoglobin
Electrophoresis
Hemogram
Hgb A1C
Reticulocyte Count (RETIC)
Sed Rate (ESR)
Sickle Cell Screen


Room Temp:

HLAB27



ROYAL BLUE TOP TUBE ORDER# 9614

Lead Testing
Any Heavy Metals Tests



TAN TOP TUBE ORDER# 309445

Lead Testing

URINE COLLECTIONS



ORDER# 353447
UA with microscopic
UA without microscopic



ORDER# 26971
Urine Culture
Use gray top tube if UA may result in an urine culture reflex test



ORDER# 89792
All urine chemistry testing including pregnancy urine test

H. pylori Stool Testing

Stool unpreserved in sterile vial/container
Refrigerate