


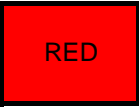

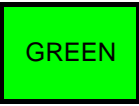





# Order of Draw for Multiple Tube Collections

Closure Color	Collection Tube	Mix by Inverting
	Blood Cultures	8 - 10 times
 BLUE	Sodium Citrate	3 - 4 times
	Sodium Citrate	5 times
 RED	Serum (with or without additive)	5 times (plastic) None (glass)
 GOLD	SST Gel Separator Tube	5 times
 GREEN	Heparin	8 - 10 times
 LAV	EDTA	8 - 10 times
 TAN	EDTA	8 - 10 times
 GREY	Fluoride / Oxalate	8 - 10 times
<b>Then other additive tubes</b>		

Note: Cross contamination between additive tubes can occur, affecting the test results. The effect of the cross contamination is lessened by maintaining the correct "Order of Draw" sequence.