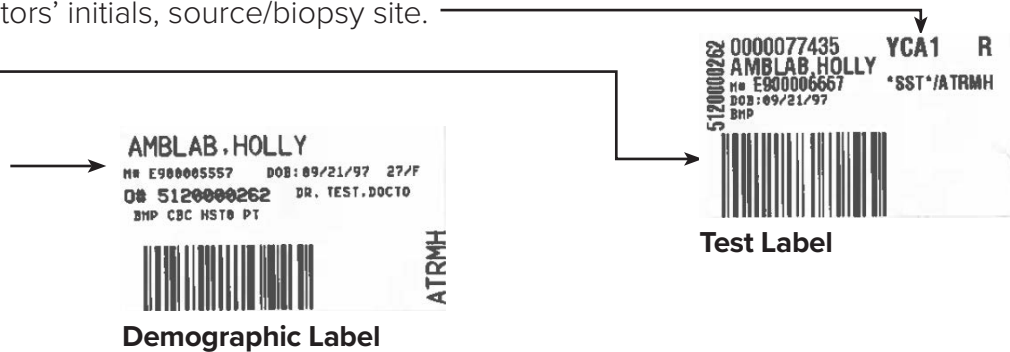


## LABEL SELECTION

Select **Test** label that corresponds to appropriate sample(s). Test label does not list provider.

- Open area is for writing collection date, time, collectors' initials, source/biopsy site.
- **DO NOT** write in the barcode area.

Place **Demographic** and all other labels in the pocket of sample bag. Demographic label has an "O#" in front of the order number, and lists the provider.



## CORRECT LABELING

Place label over manufacturer label with patient last name closest to the cap.



Gray Top Urine Preservative Tube



BD Vacutainer UA Preservative Tube



Swab (all swabs)



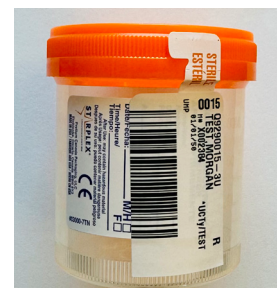
Thin Prep Bottle



Tubes > 4 ml

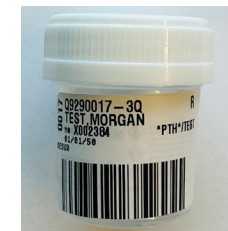


Tubes ≤ 4 ml



Sterile Cup

Formalin (all sizes):  
Place the label horizontally and clearly write biopsy site above the barcode.



Formalin Container (all sizes)

## INCORRECT LABELING



Label on cap



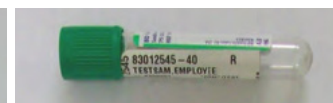
Label crooked



Label flagged



Patient last name not closest to cap



Label not on manufacturer label



Label wrinkled

*Incorrect label placement can lead to issues with automation, labeling errors and increased turnaround times.*