

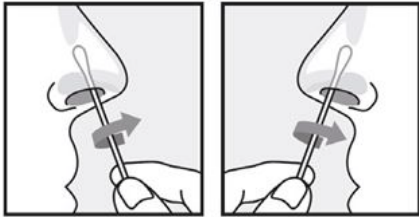


COVID-19 Guidelines for Outpatient Test Ordering and Collection

1. Test Order:

- a. Place order for patient using Sharp requisition or EHR
 - i. EHR Orders: **SARS-CoV-2 (COVID-19) Mol Amp (6237260)**
 - ii. Manual requisition:
 - Complete patient demographics
 - 'Requestor Signature' required
 - If pre-printed requisition is not available, fill out physician's name
 - Document requested as "COVID-19 PCR"

2. Specimen Collection, Supply and Handling:

- a. Use NARES Sample Collection Kit:

Source	NARES (Anterior)  <p>*Do NOT pre-moisten the swab.</p> <ol style="list-style-type: none"> 1. Insert swab gently into the nostril, approximately 1 inch or 2.5cm from the edge of the nares. 2. Slowly rotate the swab 5 times against the nasal wall and remove from the nostril. 3. Repeat swab on other nares, same as above. 4. Place into transport media, break off shaft and cap the tube. For everyone's safety, ensure cap is secured to prevent leakage.
Swab Type	<i>Regular Flocked Swab</i> 
Collection Container	<i>Saline Tube (Various Tops)</i> 

- b. Anterior Nares can be self-collected under the supervision of a healthcare professional (HCP).
- c. Use Droplet precautions (standard mask, etc.) per CDC guidelines.
- d. One Tube/One Swab only for COVID-19 testing.
- e. Label specimen with patient's **full name, date of birth, collection date and time, and source.**
- f. Place specimen and requisition order in biohazard bag. **Keep sample refrigerated.**
- g. Each specimen must be placed in its own bag separate from all other specimens.
- h. Use separate media tube, swab and bag for other testing.
- i. Send specimen to Sharp Laboratory for testing.
- j. Order Saline kit by emailing: laboutreachsupply@sharp.com

Please Note: Laboratory personnel are NOT permitted to collect NP, OP and Nares specimens.

3. Test Results will be reported within 48 hours.