

Gynecologic Cytology Pap Test Collection



ThinPrep Pap Test PreservCyt[®] Solution

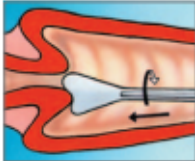
Specimen Type: Cervical,
Endocervical, or Vaginal cells

Instructions: Obtain an
adequate sampling per the
*ThinPrep[®] Pap Test[™] Quick
Reference Guide.*

Label the vial with the
patient information. Place
the vial in a specimen bag for
transport to the laboratory.

Gynecologic Cytology Pap Test Collection

ThinPrep® Pap Test™ Quick Reference Guide *Endocervical Brush/Spatula Protocol*



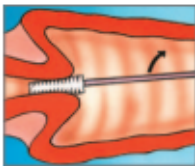
Obtain...

...an adequate sampling from the ectocervix using a plastic spatula. The use of lubricants is not recommended during Pap testing¹.



Rinse...

...the spatula as quickly as possible into the PreservCyt® Solution vial by swirling the spatula vigorously in the vial 10 times. Discard the spatula.



Obtain...

...an adequate sampling from the endocervix using an endocervical brush device. Insert the brush into the cervix until only the bottom-most fibers are exposed. Slowly rotate $\frac{1}{4}$ or $\frac{1}{2}$ turn in one direction. DO NOT OVER-ROTATE.



Rinse...

...the brush as quickly as possible in the PreservCyt Solution by rotating the device in the solution 10 times while pushing against the PreservCyt vial wall. Swirl the brush vigorously to further release material. Discard the brush.



Tighten...

...the cap so that the torque line on the cap passes the torque line on the vial.



Record...

...the patient's name and ID number on the vial.
...the patient information and medical history on the cytology requisition form.



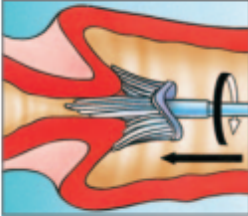
Place...

...the vial and requisition in a specimen bag for transport to the laboratory.



1. Papanicolaou Technique Approved Guidelines (NCCLS Document GP15-A) www.thinprep.com

ThinPrep® Pap Test™ Quick Reference Guide *Broom-Like Device Protocol*



Obtain...

...an adequate sampling from the cervix using a broom-like device. The use of lubricants is not recommended during Pap testing¹. Insert the central bristles of the broom into the endocervical canal deep enough to allow the shorter bristles to fully contact the ectocervix. Push gently, and rotate the broom in a clockwise direction five times.



Rinse...

...the broom as quickly as possible into the PreservCyt® Solution vial by pushing the broom into the bottom of the vial 10 times, forcing the bristles apart. As a final step, swirl the broom vigorously to further release material. Discard the collection device.



Tighten...

...the cap so that the torque line on the cap passes the torque line on the vial.



Record...

...the patient's name and ID number on the vial.
...the patient information and medical history on the cytology requisition form.



Place...

...the vial and requisition in a specimen bag for transport to the laboratory.

