

# Instructions for use

## Collection of self-collected specimen

### Self collection instructions for Copan FLOQSwabs® (552C.RM)

The FLOQSwabs® 552C.RM is to be used for the collection of vaginal specimens for use with the **cobas® HPV** or **cobas® HPV Tests**.

Users should read and carefully follow instructions. If you have any questions or difficulties with the collection process described below, please ask your healthcare provider for more information.

Should unexpected events not described in these instructions occur during self-collection, inform your healthcare provider.

Open the swab just before use and be careful not to touch any surfaces with the swab tip.

#### WARNINGS:

Inform your healthcare provider if you have used any substances such as vaginal creams, gels, lubricants, etc. within 24 hours prior to collection.

#### Do not use:

- during pregnancy or in the three months after giving birth
- if recently undergone gynecological surgery
- in case of unusual bleeding or pelvic pain

Specimen collection during the menstrual cycle has not been evaluated.

In the 3 days prior to self-collection of a vaginal sample, use of vaginal ovules, creams or washes, vaginal contraceptives or condoms should be avoided.

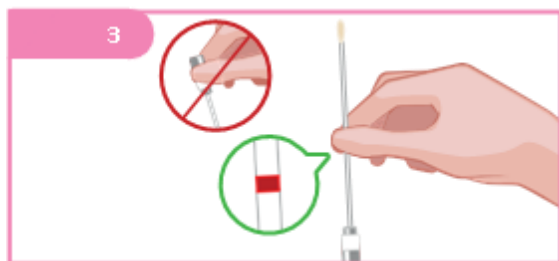
In the 2 days prior to self-collection of a vaginal sample, sexual intercourse and ultrasound scans or gynecological examinations should be abstained from.



Wash your hands with soap and water before starting.



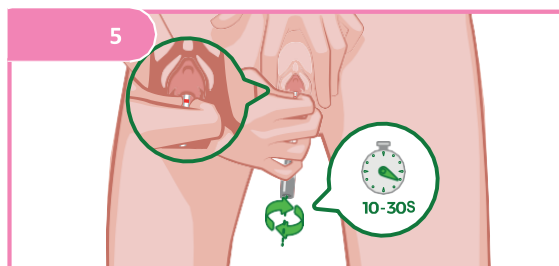
Twist and pull cap to remove the swab from the tube.



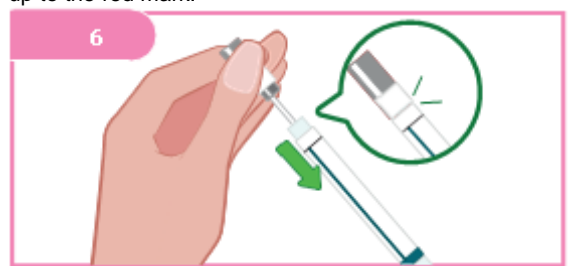
Hold the swab at the red mark



Standing in a comfortable position, use the free hand to spread the skin of the vaginal opening, while carefully inserting the swab up to the red mark.



Gently rotate the swab for 10 to 30 seconds.  
s= SECONDS



Place the swab back into the tube until you hear a CLICK.  
After collection, hand over the swab for processing.