







# UCD DOPLM HEMATOLOGY ALTERNATE SPECIMEN TUBES

TEST	Approved tube types for laboratory testing
<ul style="list-style-type: none"> <li>• CBC W/ DIFF</li> <li>• CBC W/O DIFF</li> <li>• CBC W/ Man DIFF</li> <li>• Hgb</li> <li>• HCT</li> <li>• Retic Studies</li> <li>• ESR</li> <li>• Rapid Malaria</li> <li>• Blood Parasites</li> <li>• Kleihauer Betke</li> <li>• Hemoglobin Analysis</li> </ul>	<div style="display: flex; justify-content: space-around; align-items: center;"> <div style="text-align: center;">  <p>EDTA</p> </div> <div style="text-align: center;">  <p>MAPP</p> </div> </div>
<ul style="list-style-type: none"> <li>• PT/INR</li> <li>• PTT</li> <li>• DIC Screen</li> <li>• Thrombin Time</li> <li>• Factor Activities</li> <li>• Inhibitor Screen</li> <li>• von Willebrand testing</li> <li>• Protein C and S testing</li> <li>• Inhibitor Assay</li> <li>• Anti-Xa testing</li> <li>• Euglobulin Lysis Time</li> <li>• PFA</li> <li>• monomers</li> <li>• TEG</li> <li>• TEG Heparinase</li> <li>• DOAC testing</li> <li>• Fibrinogen</li> <li>• D Dimer</li> </ul>	<div style="text-align: center;">  <p>SODIUM CITRATE</p> </div>
<ul style="list-style-type: none"> <li>• TEG Platelet Mapping</li> </ul> <p>Both tubes required for platelet mapping tests to be performed</p>	<div style="display: flex; justify-content: center; align-items: center;"> <div style="text-align: center;">  <p>SODIUM CITRATE</p> </div> <div style="margin: 0 10px; font-size: 2em;">+</div> <div style="text-align: center;">  <p>Lithium Heparin</p> </div> </div>
<ul style="list-style-type: none"> <li>• Cryoglobulin</li> <li>• HIT</li> </ul>	<div style="text-align: center;">  <p>RED TOP</p> </div>