







UCD DOPLM HEMATOLOGY ALTERNATE SPECIMEN TUBES

TEST	Approved tube types for laboratory testing
<ul style="list-style-type: none"> • CBC W/ DIFF • CBC W/O DIFF • CBC W/ Man DIFF • Hgb • HCT • Retic Studies • ESR • Rapid Malaria • Blood Parasites • Kleihauer Betke • Hemoglobin Analysis • Platelet Count 	<div style="display: flex; justify-content: space-around; align-items: center;"> <div style="text-align: center;">  <p>EDTA</p> </div> <div style="text-align: center;">  <p>MAPP</p> </div> </div>
<ul style="list-style-type: none"> <li style="width: 50%;">• PT/INR <li style="width: 50%;">• TEG <li style="width: 50%;">• PTT <li style="width: 50%;">• TEG Heparinase <li style="width: 50%;">• DIC Screen <li style="width: 50%;">• DOAC testing <li style="width: 50%;">• Thrombin Time <li style="width: 50%;">• Fibrinogen <li style="width: 50%;">• Factor Activities <li style="width: 50%;">• D Dimer <li style="width: 50%;">• Inhibitor Screen <li style="width: 50%;">• Antithrombin Activity <li style="width: 50%;">• von Willebrand testing <li style="width: 50%;">• DRVVT <li style="width: 50%;">• Protein C and S testing <li style="width: 50%;">• Inhibitor Assay <li style="width: 50%;">• Anti-Xa testing <li style="width: 50%;">• Euglobulin Lysis Time <li style="width: 50%;">• PFA <li style="width: 50%;">• monomers 	<div style="text-align: center;">  <p>SODIUM CITRATE</p> </div>
<ul style="list-style-type: none"> • TEG Platelet Mapping <p>Both tubes required for platelet mapping tests to be performed</p>	<div style="display: flex; justify-content: center; align-items: center;"> <div style="text-align: center;">  <p>SODIUM CITRATE</p> </div> <div style="margin: 0 20px; font-size: 2em;">+</div> <div style="text-align: center;">  <p>Lithium Heparin</p> </div> </div>
<ul style="list-style-type: none"> • Cryoglobulin • HIT 	<div style="text-align: center;">  <p>RED TOP</p> </div>