

## New Chemistry Platforms

Vanderbilt Medical Laboratories (VML) have upgraded chemistry testing platforms at the Nashville Main Campus Vanderbilt Ingram Cancer Center and Belle Meade laboratory locations. This change enables:

- Reduced sample volume requirements to run tests.
- Improved turnaround time through instrument throughput.
- Improved consistency and quality of results by measuring common interfering conditions, namely hemolysis, lipemia, and icterus.
- Improved lab staff efficiency.

Both locations will implement the new chemistry platforms in April and May 2025, whereas all other lab locations will upgrade their testing platforms over the next year and a half. Further communications about those timelines and processes will be forthcoming.

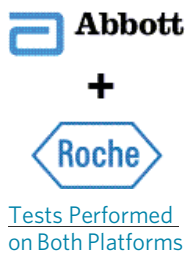
**The process for ordering lab tests will be the same. Changes that will impact your practice include:**

- Different reference ranges will exist in the enterprise for the same test if noted, depending on where the test is performed.
- Two different chemistry platforms will run the same tests until the enterprise standardizes equipment.
- Slight differences in the reference range values may exist with these new platforms (see charts on [pages 2-5](#)).
- Patients who receive care at multiple Vanderbilt Health locations may see both sets of reference values in their My Health at Vanderbilt (MHAV), depending on which laboratory location processed their tests (see EPIC and MHAV trending examples on [pages 6-10](#)).
- Tests on the new platform require precise labeling and tube fill practices ([see page 11](#)).

---

## Table of Contents

*Click to jump to the sections below.*



---

For more information, please see the [Lab Transformation Roche Change Impact.pdf](#)

Or

Call VML Customer Service: 615-875-5227 (5-LABS)  
800-551-5227

# Vanderbilt Medical Laboratories

## Chemistry Tests with Two Reference Intervals

Test Name	Changes/Impacts	Previous Abbott Reference Range	New Roche Reference Range
<b>Albumin (LAB45)</b>	<ul style="list-style-type: none"> <li>Two reference intervals, one for each platform (Abbott and Roche), until transition complete</li> </ul>	0 - <15 days = 3.3 - 4.5 g/dL 15 days - <1 Years = 2.8 - 4.7 g/dL 1 Year - <8 Years = 3.8 - 4.7 g/dL 8 Years - <15 Years = 4.1 - 4.8 g/dL 15 Years - <19 Years = 4 - 5.1 g/dL 19 Years - <60 Years = 3.5 - 5.2 g/dL 60 Years - <90 Years = 3.2 - 4.6 g/dL >90 Years = 2.9 - 4.5 g/dL	0 - <15 days = 3.3 - 4.5 g/dL 15 days - <1 years = 3.1 - 5 g/dL 1 year - <8 years = 4 - 4.9 g/dL 8 years - <15 years = 4.2 - 5.1 g/dL MALE 15 years - <18 years = 4.3 - 5.3 g/dL FEMALE 15 years - <18 years = 4.0 - 5.3 g/dL ≥18 years = 3.9 - 4.9 g/dL
<b>Alkaline Phosphatase (LAB112)</b>	<ul style="list-style-type: none"> <li>Two reference intervals, one for each platform (Abbott and Roche), until transition complete</li> </ul>	0 - <15 days = 90 - 273 U/L 15 days - <1 Year = 134 - 518 U/L 1 Year - <10 Years = 156 - 369 U/L 10 Years - <13 Years = 141 - 460 U/L ≥19 Years = 40 - 150 U/L  MALE 13 Years - <15 Years = 127 - 517 U/L 15 Years - <17 Years = 89 - 365 U/L 17 Years - <19 Years = 54 - 128 U/L  FEMALE 13 Years - <15 Years = 62 - 280 U/L 15 Years - <17 Years = 54 - 128 U/L 17 Years - <19 Years = 59 - 164 U/L	0 - <15 days = 83 - 248 U/L 15 days - <1 year = 122 - 469 U/L 10 years - <13 years = 129 - 417 U/L  MALE 1 year - <10 years = 142 - 335 U/L 13 years - <15 years = 116 - 468 U/L 15 years - <17 years = 82 - 331 U/L 17 years - <18 years = 55 - 149 U/L ≥18 years = 40 - 129 U/L  FEMALE 1 year - <10 years = 129 - 417 U/L 13 years - <15 years = 116 - 468 U/L 15 years - <17 years = 82 - 331 U/L 17 years - <18 years = 55 - 149 U/L ≥18 years = 35 - 120 U/L
<b>Alanine Aminotransferase (LAB132)</b>	<ul style="list-style-type: none"> <li>Two reference intervals, one for each platform (Abbott and Roche), until transition complete</li> <li>Bias on higher values ~25% (pos) for Roche</li> </ul>	0 - <1 Year = 5 - 51 U/L 1 Year - <13 Years = 9 - 25 U/L 13 Years - <19 Years = 8 - 24 U/L ≥19 Years = 0 - 55 U/L	0 - <1 year = 0 - 25 U/L 1 year - <13 years = 0 - 19 U/L MALE 13 years - <18 years = 0 - 18 U/L FEMALE 13 years - <18 years = 0 - 17 U/L MALE ≥18 years = 10 - 50 U/L FEMALE ≥18 years = 10 - 35 U/L
<b>Aspartate Aminotransferase (LAB131)</b>	<ul style="list-style-type: none"> <li>Two reference intervals, one for each platform (Abbott and Roche), until transition complete</li> <li>Bias on higher values ~25% (pos) for Roche</li> </ul>	0 - <15 days = 40 - 175 U/L 15 days - <1 Year = 28 - 177 U/L 1 Year - <7 Years = 29 - 53 U/L 7 Years - <12 Years = 26 - 45 U/L MALE 12 Years - <18 Years = 22 - 44 U/L FEMALE 12 Years - <18 Years = 21 - 34 U/L MALE ≥18 Years = 10 - 50 U/L FEMALE ≥18 Years = 10 - 35 U/L	No change.
<b>Bilirubin, Total (LAB50)</b>	<ul style="list-style-type: none"> <li>Two reference intervals, one for each platform (Abbott and Roche), until transition complete</li> <li>Bias on higher values ~10% (neg) for Roche</li> </ul>	0 Minutes - <1 Days = 0.2 - 6 mg/dL 1 Days - <2 Days = 0.2 - 10 mg/dL 2 Days - <5 Days = 0.2 - 12 mg/dL 5 Days - <15 Days = 0.2 - 10 mg/dL 15 Days - <30 Days = 0.1 - 0.7 mg/dL 30 Days - <1 Years = 0.1 - 0.7 mg/dL 1 Years - <9 Years = 0.1 - 0.4 mg/dL 9 Years - <12 Years = 0.1 - 0.6 mg/dL 12 Years - <15 Years = 0.1 - 0.7 mg/dL 15 Years - <19 Years = 0.1 - 0.8 mg/dL ≥19 Years = 0.2 - 1.2 mg/dL	0 - <24 hours = 0 - 7.9 mg/dL 24 hours - <48 hours = 0 - 12.9 mg/dL 48 hours - <84 hours = 0 - 16.9 mg/dL 84 hours - <15 days = 0 - 14.6 mg/dL 15 days - <1 year = 0 - 0.6 mg/dL 1 year - <9 years = 0 - 0.3 mg/dL 9 years - <12 years = 0 - 0.5 mg/dL 12 years - <15 years = 0 - 0.6 mg/dL 15 years - <18 years = 0 - 0.7 mg/dL ≥18 years = 0 - 1.2 mg/dL

# Vanderbilt Medical Laboratories

## Chemistry Tests with Two Reference Intervals

Test Name	Changes/Impacts	Previous Abbott Reference Range	New Roche Reference Range
<b>Bilirubin, Direct (LAB52)</b>	<ul style="list-style-type: none"> <li>Two reference intervals, one for each platform (Abbott and Roche), until transition complete</li> <li>Abbott method is Jendrassik-Grof/Lo &amp; Wu, Roche method is standardized to Doumas</li> </ul>	0 - <15 days = 0.3 - 0.7 mg/dL 15 days - <1 Year = 0.1 - 0.3 mg/dL 1 Year - <9 Years = 0.1 - 0.2 mg/dL 9 Years - <13 Years = 0.1 - 0.3 mg/dL 13 Years - <19 Years = 0.1 - 0.4 mg/dL ≥19 Years = 0 - 0.5 mg/dL	No change.
<b>Urea Nitrogen (LAB140)</b>	<ul style="list-style-type: none"> <li>Two reference intervals, one for each platform (Abbott and Roche), until transition complete</li> </ul>	0 Days - <15 Days = 3 - 22 mg/dL 15 Days - <1 Year = 4 - 17 mg/dL 1 Year - <10 Years = 9 - 22 mg/dL 10 Years - <19 Years = 7 - 20 mg/dL 19 Years - <50 Years = 7 - 21 mg/dL ≥50 Years = 8 - 26 mg/dL	0 - <15 days = 3 - 22 mg/dL 15 days - <1 year = 4 - 16 mg/dL 1 year - <10 years = 9 - 21 mg/dL MALE 10 years - <19 years = 7 - 20 mg/dL FEMALE 10 years - <19 years = 7 - 18 mg/dL 19 years - <60 years = 6 - 20 mg/dL 60 years - <90 years = 8 - 23 mg/dL ≥90 years = Reference interval not established.
<b>Calcium (LAB53)</b>	<ul style="list-style-type: none"> <li>Two reference intervals, one for each platform (Abbott and Roche), until transition complete</li> </ul>	0 Minutes - <10 Days = 7.6 - 10.4 mg/dL 10 Days - <2 Years = 9 - 11 mg/dL 2 Years - <12 Years = 8.8 - 10.8 mg/dL ≥12 Years = 8.4 - 10.5 mg/dL	0 - <10 days = 7.6 - 10.4 mg/dL 10 days - <2 years = 9 - 11 mg/dL 2 years - <12 years = 8.8 - 10.8 mg/dL 12 years - <18 years = 8.4 - 10.2 mg/dL ≥18 years = 8.60 - 10.4 mg/dL
<b>Chloride (LAB59)</b>	<ul style="list-style-type: none"> <li>Two reference intervals, one for each platform (Abbott and Roche), until transition complete</li> </ul>	0 Days - <30 Days = 98 - 113 mmol/L 30 days - <1 Year = 98 - 107 mmol/L	No change.
<b>Carbon Dioxide (LAB55)</b>	<ul style="list-style-type: none"> <li>Two reference intervals, one for each platform (Abbott and Roche), until transition complete</li> </ul>	0 Minutes - <15 Days = 5 - 20 mmol/L 15 Days - <1 Year = 10 - 24 mmol/L 1 Years - <5 Years = 14 - 24 mmol/L 5 Years - <15 Years = 17 - 26 mmol/L 15 Years - <19 Years = 17 - 28 mmol/L 19 Years - <60 Years = 22 - 29 mmol/L ≥60 Years = 23 - 31 mmol/L	0 - <15 days = 5 - 20 mmol/L 15 days - <1 year = 10 - 24 mmol/L 1 year - <5 years = 14 - 24 mmol/L 5 years - <15 years = 17 - 26 mmol/L 15 years - <18 years = 17 - 28 mmol/L ≥18 years = 22 - 29 mmol/L
<b>Creatinine (LAB66)</b>	<ul style="list-style-type: none"> <li>Two reference intervals, one for each platform (Abbott and Roche), until transition complete</li> </ul>	0 Minutes - <15 Days = 0.42 - 1.05 mg/dL 15 Days - <1 Years = 0.31 - 0.53 mg/dL 1 Years - <4 Years = 0.39 - 0.55 mg/dL 4 Years - <7 Years = 0.44 - 0.65 mg/dL 7 Years - <12 Years = 0.52 - 0.69 mg/dL 12 Years - <15 Years = 0.57 - 0.8 mg/dL  MALE 15 Years - <17 Years = 0.65 - 1.04 mg/dL 17 Years - <19 Years = 0.69 - 1.1 mg/dL ≥19 Years = 0.72 - 1.25 mg/dL  FEMALE 15 Years - <17 Years = 0.59 - 0.86 mg/dL 17 Years - <19 Years = 0.6 - 0.88 mg/dL ≥19 Years = 0.57 - 1.11 mg/dL	0 - <2 months = 0.24 - 0.85 mg/dL 2 months - <12 months = 0.17 - 0.42 mg/dL 1 year - <3 years = 0.24 - 0.41 mg/dL 3 years - <5 years = 0.31 - 0.47 mg/dL 5 years - <7 years = 0.32 - 0.59 mg/dL 7 years - <9 years = 0.40 - 0.60 mg/dL 9 years - <11 years = 0.39 - 0.73 mg/dL 11 years - <13 years = 0.53 - 0.79 mg/dL 13 years - <15 years = 0.57 - 0.87 mg/dL  MALE ≥15 years = 0.7 - 1.3 mg/dL  FEMALE ≥15 years = 0.5 - 1.1 mg/dL

# Vanderbilt Medical Laboratories

## Chemistry Tests with Two Reference Intervals

Test Name	Changes/Impacts	Previous Abbott Reference Range	New Roche Reference Range
<b>Glucose (LAB82)</b>	<ul style="list-style-type: none"> <li>Two reference intervals, one for each platform (Abbott and Roche), until transition complete</li> </ul>	0 Minutes - <1 Day = 40 - 60 mg/dL 1 Day - <30 Days = 50 - 80 mg/dL 30 days - <1 Year = 60 - 99 mg/dL	Premature: 0 - <2 Days = 20 - 60 mg/dL 0 Minutes - <2 Days = 40 - 60 mg/dL 2 Days - <1 Month = 50 - 80 mg/dL 1 Month - <18 Years = 60 - 99 mg/dL ≥18 Years = 70 - 99 mg/dL
<b>Lactate Dehydrogenase (LAB96)</b>	<ul style="list-style-type: none"> <li>Two reference intervals, one for each platform (Abbott and Roche), until transition complete</li> <li>Bias on all values --10% (neg) for Roche</li> </ul>	0 Minutes - <15 Days = 309 - 1222 IU/L 15 Days - <1 Years = 163 - 452 IU/L 1 Years - <10 Years = 192 - 321 IU/L 10 Years - <15 Years = 157 - 283 IU/L 15 Years - <19 Years = 130 - 250 IU/L ≥19 Years = 125 - 220 IU/L	0 - <30 days = 130 - 700 IU/L 1 month - <5 years = 130 - 400 IU/L 5 years - <12 years = 100 - 300 IU/L 12 years - 150 years = 100 - 250 IU/L
<b>Magnesium (LAB103)</b>	<ul style="list-style-type: none"> <li>Two reference intervals, one for each platform (Abbott and Roche), until transition complete</li> </ul>	0 Minutes - <5 Months = 1.5 - 2.2 mg/dL 5 Months - <6 Years = 1.7 - 2.3 mg/dL 6 Years - <20 Years = 1.7 - 2.2 mg/dL ≥20 Years = 1.6 - 2.6 mg/dL	0 - <5 months = 1.5 - 2.2 mg/dL 5 months - <6 years = 1.7 - 2.3 mg/dL 6 years - <12 years = 1.7 - 2.1 mg/dL 12 years - <20 years = 1.7 - 2.2 mg/dL ≥20 years = 1.6 - 2.6 mg/dL
<b>Phosphorus (LAB113)</b>	<ul style="list-style-type: none"> <li>Two reference intervals, one for each platform (Abbott and Roche), until transition complete</li> <li>Bias on all values --5% (neg) for Roche</li> </ul>	0 Minutes - <15 Days = 5.6 - 10.5 mg/dL 15 Days - <1 Years = 4.8 - 8.4 mg/dL 1 Years - <5 Years = 4.3 - 6.8 mg/dL 5 Years - <13 Years = 4.1 - 5.9 mg/dL 13 Years - <16 Years = 3.2 - 6.2 mg/dL 16 Years - <19 Years = 2.9 - 5.0 mg/dL ≥19 Years = 2.3 - 4.7 mg/dL	<b>MALE</b> 0 - <30 days = 3.6 - 6.9 mg/dL 1 month - <12 months = 3.5 - 6.6 mg/dL 1 year - <4 years = 3.1 - 6.0 mg/dL 4 years - <7 years = 3.3 - 5.6 mg/dL 7 years - <10 years = 3.0 - 5.4 mg/dL 10 years - <13 years = 3.2 - 5.7 mg/dL 13 years - <16 years = 2.9 - 5.1 mg/dL 16 years - <18 years = 2.7 - 4.9 mg/dL  <b>FEMALE</b> 0 - <30 days = 4.3 - 7.7 mg/dL 1 month - <12 months = 3.7 - 6.5 mg/dL 1 year - <4 years = 3.4 - 6.0 mg/dL 4 years - <7 years = 3.2 - 5.5 mg/dL 7 years - <10 years = 3.1 - 5.5 mg/dL 10 years - <13 years = 3.3 - 5.3 mg/dL 13 years - <16 years = 2.8 - 4.8 mg/dL 16 years - <18 years = 2.5 - 4.8 mg/dL  ≥18 years = 2.5 - 4.5 mg/dL
<b>Potassium (LAB114)</b>	<ul style="list-style-type: none"> <li>Two reference intervals, one for each platform (Abbott and Roche), until transition complete</li> </ul>	0 Days - <30 Days = 3.7 - 5.9 mmol/L 30 Days - <1 Year = 4.1 - 5.3 mmol/L 1 Year - <12 Years = 3.4 - 4.7 mmol/L ≥12 Years = 3.3 - 4.8 mmol/L	Premature: 0 - 48 hours = 3.0 - 6.0 mmol/L 0 Days - <30 Days = 3.7 - 5.9 mmol/L 30 Days - <1 Year = 4.1 - 5.3 mmol/L 1 Year - <12 Years = 3.4 - 4.7 mmol/L (Plasma) ≥12 Years = 3.3 - 4.8 mmol/L
<b>Total Protein (LAB118)</b>	<ul style="list-style-type: none"> <li>Two reference intervals, one for each platform (Abbott and Roche), until transition complete</li> </ul>	0 Minutes - <15 Days = 5.3 - 8.3 g/dL 15 Days - <1 Years = 4.4 - 7.1 g/dL 1 Years - <6 Years = 6.1 - 7.5 g/dL 6 Years - <9 Years = 6.4 - 7.7 g/dL 9 Years - <19 Years = 6.5 - 8.1 g/dL ≥19 Years = 6 - 8.3 g/dL	0 - <15 days = 5.1 - 8.0 g/dL 15 days - <1 year = 4.3 - 6.9 g/dL 1 year - <6 years = 5.9 - 7.3 g/dL 6 years - <9 years = 6.2 - 7.5 g/dL 9 years - <18 years = 6.3 - 7.8 g/dL ≥18 years = 6.6 - 8.7 g/dL
<b>Sodium (LAB59)</b>	<ul style="list-style-type: none"> <li>Two reference intervals, one for each platform (Abbott and Roche), until transition complete</li> </ul>	0 Days - <30 Days = 133 - 146 mmol/L 30 Days - <1 Year = 139 - 146 mmol/L 1 Year - <18 Years = 138 - 145 mmol/L ≥18 Years = 136 - 145 mmol/L	Premature: 0 - 48 hours = 128 - 148 mmol/L 0 Days - <30 Days = 133 - 146 mmol/L 30 Days - <1 Year = 139 - 146 mmol/L 1 Year - <18 Years = 138 - 145 mmol/L ≥18 Years = 136 - 145 mmol/L

## Chemistry Tests with Two Reference Intervals

Test Name	Changes/Impacts	Previous Abbott Reference Range	New Roche Reference Range (Nashville Main Campus Hematology Oncology and Belle Meade Locations)
<b>Uric Acid (LAB141)</b>	<ul style="list-style-type: none"> <li>Two reference intervals, one for each platform (Abbott and Roche), until transition complete</li> <li>Bias on higher values --5% (neg) for Roche</li> </ul>	0 Minutes - <15 Days = 2.8 - 12.7 mg/dL 15 Days - <1 Years = 1.6 - 6.3 mg/dL 1 Years - <12 Years = 1.8 - 4.9 mg/dL MALE 12 Years - <19 Years = 2.6 - 7.6 mg/dL FEMALE 12 Years - <19 Years = 2.6 - 5.9 mg/dL MALE ≥19 Years = 3.5 - 7.2 mg/dL FEMALE ≥19 Years = 2.6 - 6 mg/dL	0 - <15 days = 2.7 - 12.6 mg/dL 15 days - <1 year = 1.5 - 6.2 mg/dL 1 year - <12 years = 1.7 - 4.7 mg/dL MALE 12 years - <18 years = 2.5 - 7.5 mg/dL FEMALE 12 years - <18 years = 2.5 - 5.7 mg/dL MALE ≥18 years = 3.4 - 7 mg/dL FEMALE ≥18 years = 2.4 - 5.7 mg/dL

## EPIC and My Health at Vanderbilt Trend Examples

### Reference Range Change Example in Epic

Example: ALT Test Female, 20 years old. MRN 20008593 Abbott Result 54 on 12/26/2023 and Roche result 45 on 01/02/2024.

**Chart Review**

Encounters Surgeries Notes **Labs** Lab Results Radiology Cardiac

Just now ☒ All Rows

Time Mark

«Search»

**MOST COMMON**

Test	Time	Range	Value
Aspartate Aminotransferase	14:59	Range: 5 - 40 unit/L	18
Alanine Aminotransferase	14:59	Range: 0 - 55 unit/L	54

**ROUTINE CLINICAL C...**

Test	Time	Range	Value
Aspartate Aminotransferase	14:59	Range: 5 - 40 unit/L	18
Alanine Aminotransferase	14:59	Range: 0 - 55 unit/L	54
Ferritin Level	14:59	Range: 15 - 204 ng/mL	200

**Femaletwenty Labmove**  
Female, 20 y.o., 12/26/2003  
MRN: 020008593  
Language: English  
Bed: 8029-X  
Code: Not on file (No Uploaded ACP Docs)  
Adv Dir, POST?: No  
«Search (Ctrl+Space)»  
Inpatient, Attending Physician, MD Attending

**Report Viewer**

**Alanine Aminotransferase** ALT

Collected: 12/26/23 1459  
Result status: Final  
Resulting lab: VUMC CERNER LAB  
Reference range: 0 - 55 unit/L  
Value: 54  
Comment: This test was performed at: Vanderbilt Hospital Laboratory, CLIA #44D0659066, Adam Seegmiller MD, PhD, 1301 Medical Center Drive, 4605 TVC, Nashville, TN, 37232.  
\*Additional information available - comment

**Femaletwenty Labmove**  
Female, 20 y.o., 12/26/2003  
MRN: 020008593  
Language: English  
Bed: 8029-X  
Code: Not on file (No Uploaded ACP Docs)  
Adv Dir, POST?: No  
«Search (Ctrl+Space)»  
Inpatient, Attending Physician, MD Attending  
Allergies: Not on File  
Primary Cvg: Aetna/Aetna ...  
PCP: Atwater, Katelyn Kennedy, MD

**Chart Review**

Encounters Surgeries Notes Labs **Lab Results** Radiology Cardiac Procedures Medications LDAs Media

Lab Reports

Search

**LABORATORY RESULTS**

► MOST COMMON

► CHEMISTRY

<1m ago ☒ All Rows

Test	2024	2023
Aspartate Aminotransferase	18	18
Alanine Aminotransferase	45	54
Ferritin Level	200	200

**Femaletwenty Labmove**  
Female, 20 y.o., 12/26/2003  
MRN: 020008593  
Language: English  
Bed: 8029-X  
Location: ONCOLOGY RADIATION CT ECL  
Code: Not on file (No Uploaded ACP Docs)  
Adv Dir, POST?: No



## EPIC and My Health at Vanderbilt Trend Examples

**Chart Review**

**Lab Results**

1m ago

2023 12/26/23 14:59

2024 1/2/24 09:26

**LABORATORY RESULTS**

**MOST COMMON**

**CHEMISTRY**

Aspartate Aminotransferase 18

Alanine Aminotransferase 54

45

**Dates as Rows**

Print

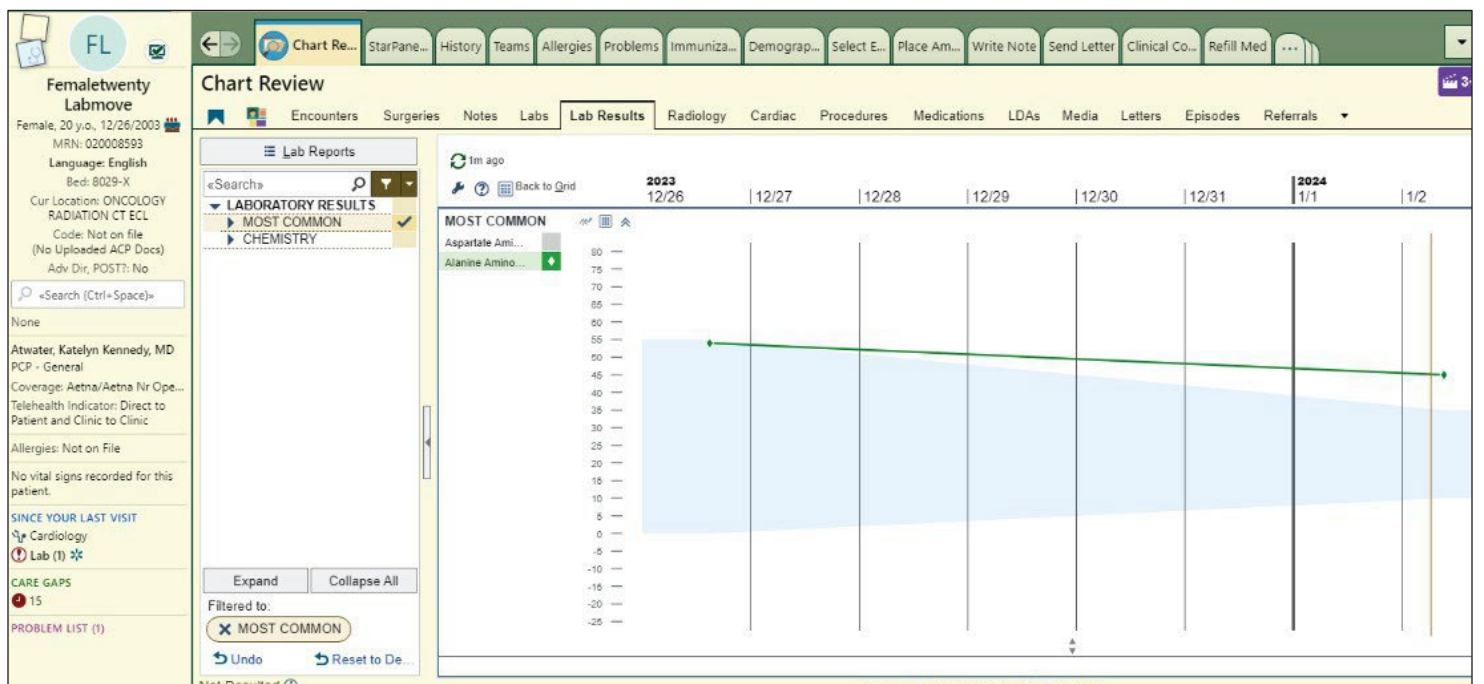
Alanine Aminotransferase

Ref. Range & Units 10 - 35 unit/L

01/02/24 09:26 45

12/26/23 14:59 54

OK



EPIC and My Health at Vanderbilt Trend Examples

Alanine Aminotransferase

ALT

Collected:01/02/24 0926

Result status:Final

Resulting lab:VUMC CERNER LAB

Reference range:10 - 35 unit/L

Value:45 ^

ALT: Patient Communication

Add Comments

Add Notifications

In Basket Actions

Done

Result Mgmt

View in In Basket

ALT

Order: 2336088

Status: Final result Visible to patient: Yes (not seen)

0 Result Notes

Component09:267 d ago

Ref Range & Units

Alanine Aminotransferase45 ^S4 R, CM

10 - 35 unit/L



## EPIC and My Health at Vanderbilt Trend Examples


### Reference Range Change Example in MyChart (Patient View)

[Appointments and Visits](#) [Messages](#) [Test Results](#) [Medications](#)

**ALT**  
Collected on December 26, 2023 2:59 PM

**Lab tests - Blood**  
**Results** [New](#)

**Alanine Aminotransferase**  
Normal range: 0 - 55 unit/L [View trends](#)



54

0 55

This test was performed at: Vanderbilt Hospital Laboratory, CLIA #44D0659066, Adam Seegmiller MD, PhD, 1301 Medical Center Drive, 4605 TVC, Nashville, TN, 37232,

[Want more information about ALT?](#)  
Learn more


Additional information ▼

[Appointments and Visits](#) [Messages](#) [Test Results](#) [Medications](#)

**ALT**  
Collected on January 2, 2024 9:26 AM

**Lab tests - Blood**  
**Results** [New](#)

**Alanine Aminotransferase**  
Normal range: 10 - 35 unit/L [View trends](#)



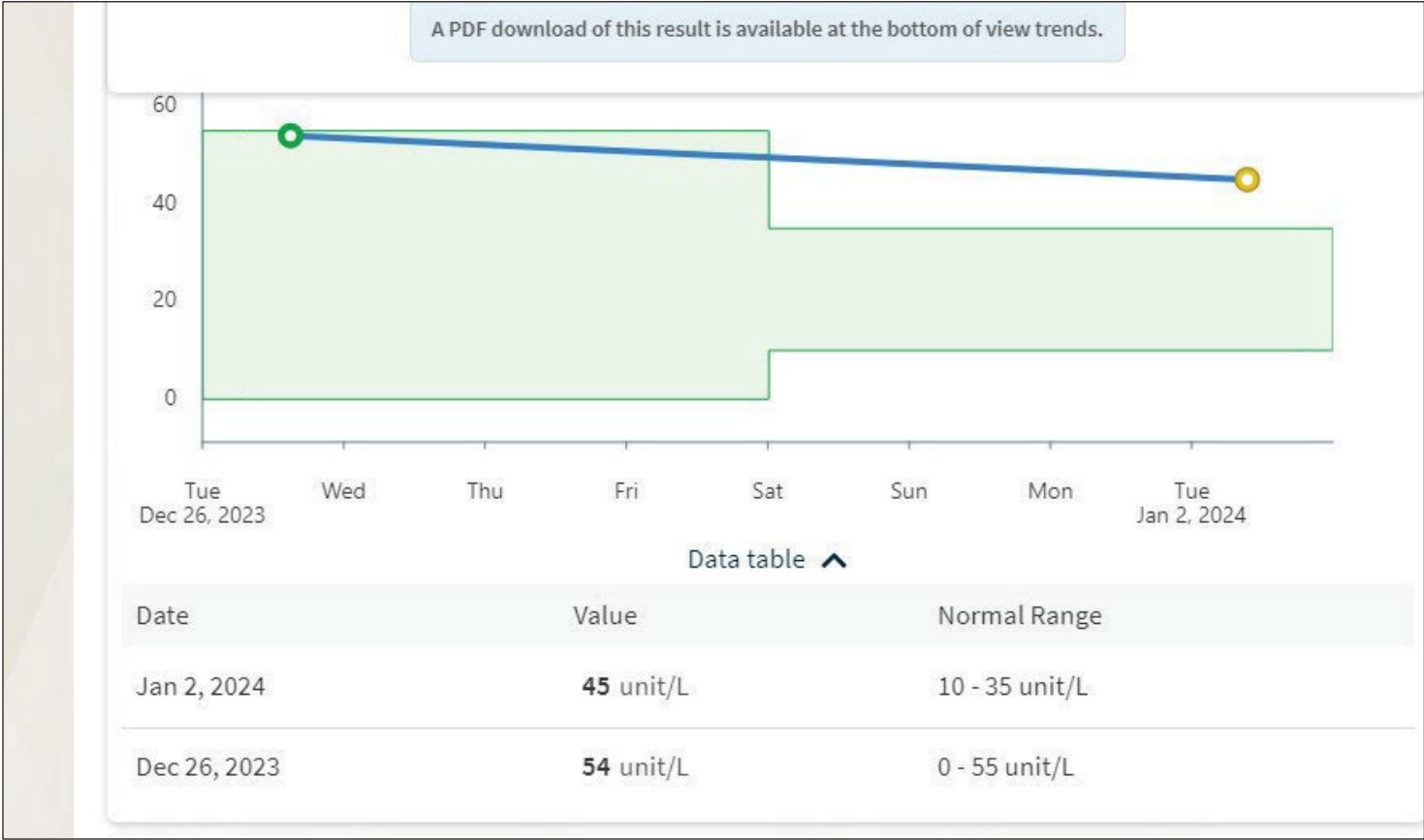
45

10 35







[Want more information about ALT?](#)  
Learn more

Additional information ▼

EPIC and My Health at Vanderbilt Trend Examples



## Barcode Labeling for Roche

Label Example	Description	Reason
	<b>Incorrect</b>	Barcode label incorrectly placed, must be parallel to tube edge
	<b>Incorrect</b>	Label is sticking out from tube
	<b>Incorrect</b>	Barcode partially covered with stripes, not readable
	<b>Incorrect</b>	Damaged barcode
	<b>Incorrect</b>	Not enough window to see the sample on the tube because of barcode placement
	<b>Correct</b>	Correct placement of barcode label